



Access to Mt. Fuji Fujinomiya Trail 5th Station



BY BUS

You can take a direct bus (Fuji-tozan bus) to Fujinomiya Trail 5th station at the stations below.

- Shin-Fuji station (Tokaido Shinkansen)
- Fuji station (JR Tokaido Line)
- Fujinomiya station (JR Minobu Line)
- Mishima station (Tokaido Shinkansen, JR Tokaido Line)

*Direct highway bus (Yakisoba Express) to Fujinomiya station is available at Tokyo Yaesu South entrance.

Please check the following for further details about a bus fare and schedule.



FUJIKYU SHIZUOKA BUS

<http://www.shizuokabus.co.jp/foreigner/en/index.html>



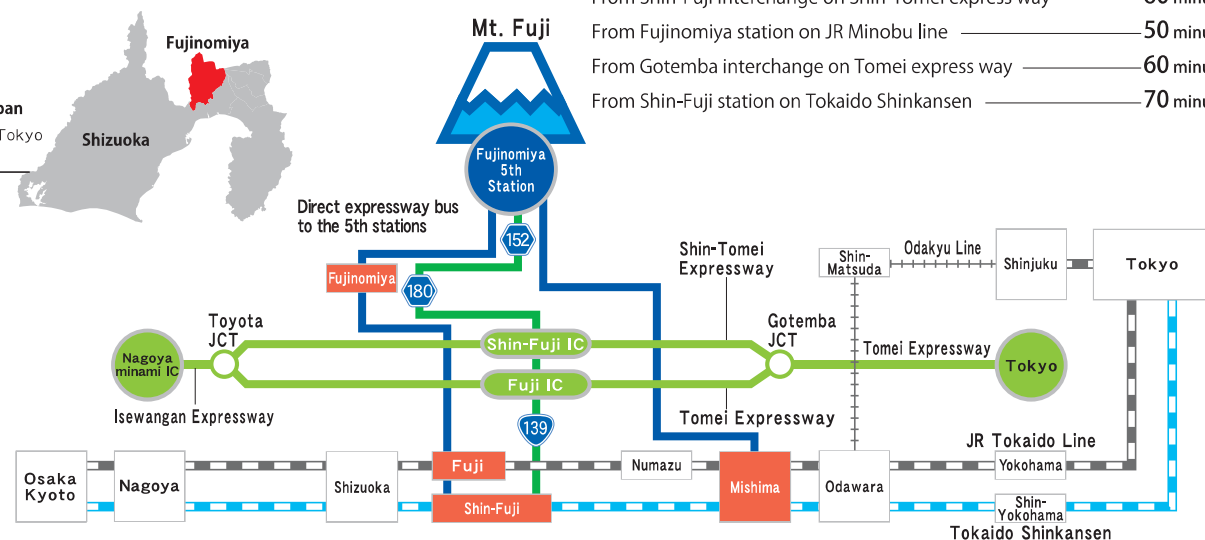
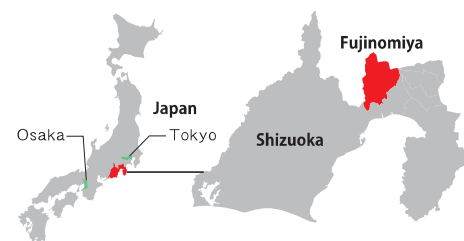
FUJIKYUKO BUS

<http://bus-en.fujikyuko.co.jp/>



BY TAXI and VEHICLE FOR HIRE

Taxi and vehicle for hire are allowed to drive on Mt.Fuji Skyline road during the period of vehicle regulations.



BY PRIVATE CAR and RENTAL CAR

During the opening period of Mt. Fuji from July 10th to September 10th, you are not allowed to go to Mt. Fuji Fujinomiya Trail 5th station by private car or rental car due to vehicle regulations. Please park your car in Mizugatsuka Park (¥1,000) and take a shuttle bus or a shuttle taxi.

Information about shuttle bus and taxi

- Shuttle bus from Mizugatsuka Park to Mt. Fuji Fujinomiya Trail 5th station
Operating hour: 6AM-6PM
Fare: one-way trip ¥1,320 per person, round trip ¥2,200 per person
Traveling time: about 35 minutes
- Shuttle Taxi from Mizugatsuka Park to Mt. Fuji Fujinomiya Trail 5th station
Operating hour: 24 hours
Fare: one-way trip around ¥5,220 per car
Traveling time: about 30 minutes

Mt.Fuji Skyline (Trail Section) is closed from beginning of November to end of April due to the weather.

Access to Mt. Fuji Fujinomiya Trail 5th station by car

- From Fuji interchange on Tomei express way ————— 60 minutes
- From Shin-Fuji interchange on Shin-Tomei express way ————— 60 minutes
- From Fujinomiya station on JR Minobu line ————— 50 minutes
- From Gotemba interchange on Tomei express way ————— 60 minutes
- From Shin-Fuji station on Tokaido Shinkansen ————— 70 minutes



Mountain Huts

Summit of Mt. Fuji
(Chojo-Fujikan)
web
<http://fujisancho.com/>



Mt. Fuji 9.5th Station
(Munatsuki-Sanso)
web
<http://munatsuki.com/>



Mt. Fuji 9th Station
(Mannenyuki-Sanso)
web
<http://mannenyuki.wix.com/mannenyuki>



Mt. Fuji 8th Station
(Ikeda-kan)
web
<http://www.fuji8.com/>



Mt. Fuji old 7th Station
(Yamaguchi- Sanso)
web
<http://fujisan-ganso.jp/>



Mt. Fuji new 7th Station
(Goraikou- Sanso)
web
<http://www.goraikousansou.com/>



Mt. Fuji 6th Station
(Hoei- Sanso)
web
<http://houeisansou.com/>



Mt. Fuji 6th Station
(Unkai- So)
web
<http://www.unkai-so.com/>



- Please see information of reservation and operation hour on webpage.
- Making reservation may not be accepted when fully booked.
- In case of change or cancellation, please contact mountain hut immediately.
- Mountain huts are not available for short rests.

Accommodation fee at mountain hut

One night without meal ¥6,000~
(plus ¥2,000 on Fridays, Saturdays and a day before national holiday)

One night with two meals ¥8,000~
(plus ¥2,000 on Fridays, Saturdays and a day before national holiday)

Opening Period of mountain hut

- From new 7th Station to the summit
Only during the opening period of Mt.Fuji
(July 10th - September 10th)
- 6th Station
From end of June to beginning of October

Publisher : Mt.Fuji Fujinomiya Entrance 5th Station Public Restroom Management Council (Liaison: Tourism Division, Fujinomiya City Hall)

Climbing Mt Fuji Fujinomiya Trail Guide and Map

World Heritage Site

Please support the "Fujisan Conservation Donation Campaign"

So future generations may inherit a beautiful Mt. Fuji we ask all climbers to make a contribution (¥ 1,000 or more) at the 5th station to help our environmental conservation and climber safety enhancement efforts.

Your support is greatly appreciated and we sincerely hope you enjoy your time on the mountain!



Get "Mt. Fuji Climbing Certificate"
at each hut for FREE!!

Mt. Fuji Climbing Information

- Official Web Site for Mt.Fuji Climbing
Web : <http://www.fujisan-climb.jp/en/>



- Fujisan Tourism & Communication Bureau
Web : <http://www.fujisan-kkb.jp/english/climbing/3776.html>

- The Complete Guide to Mt.Fuji
Web : www.fujisan223.com/en/



Fujinomiya City Tourism Information

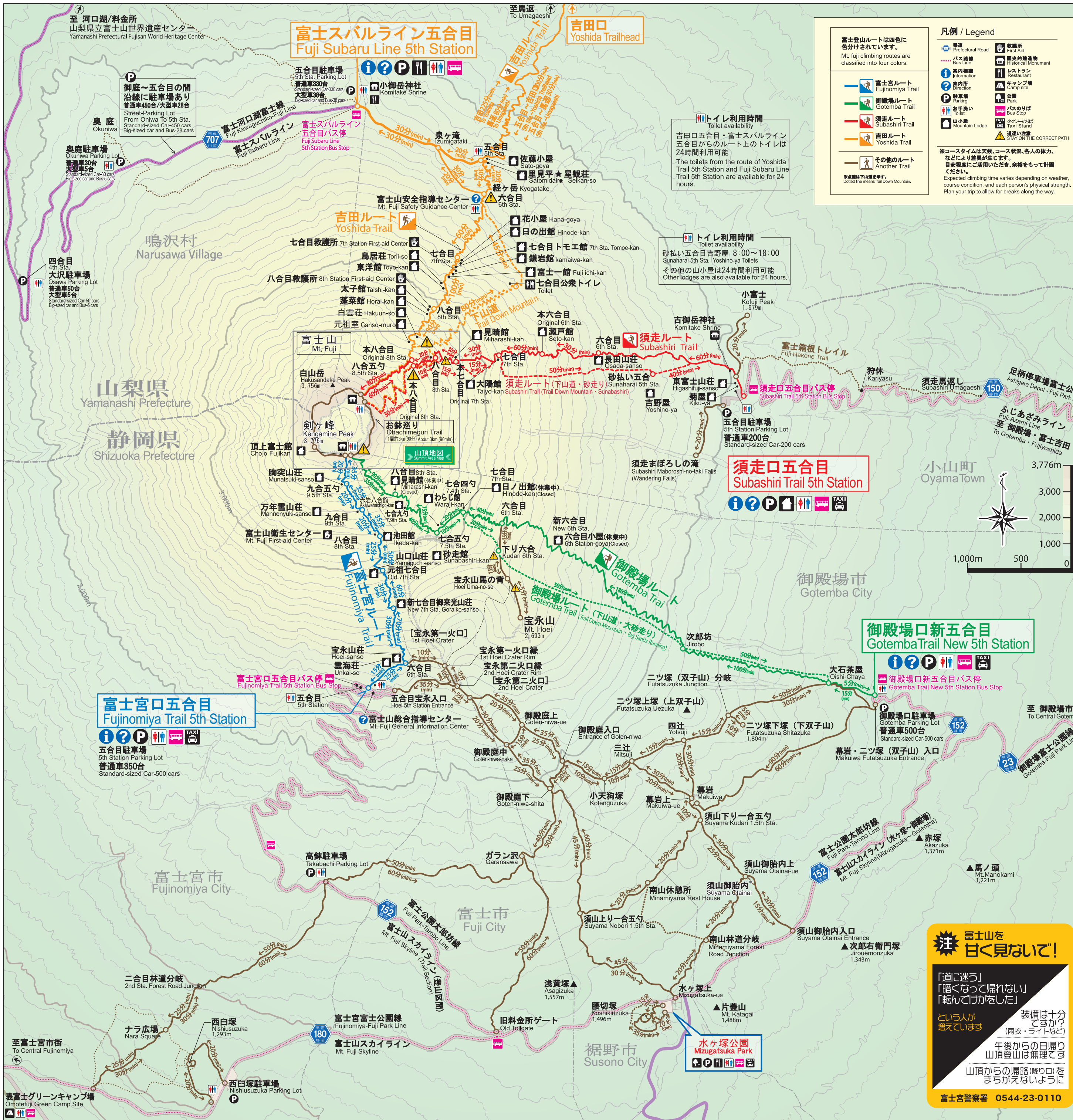
- Fujinomiya City Official Travel Guide
Web : <https://www.travelfujinomiya.com>



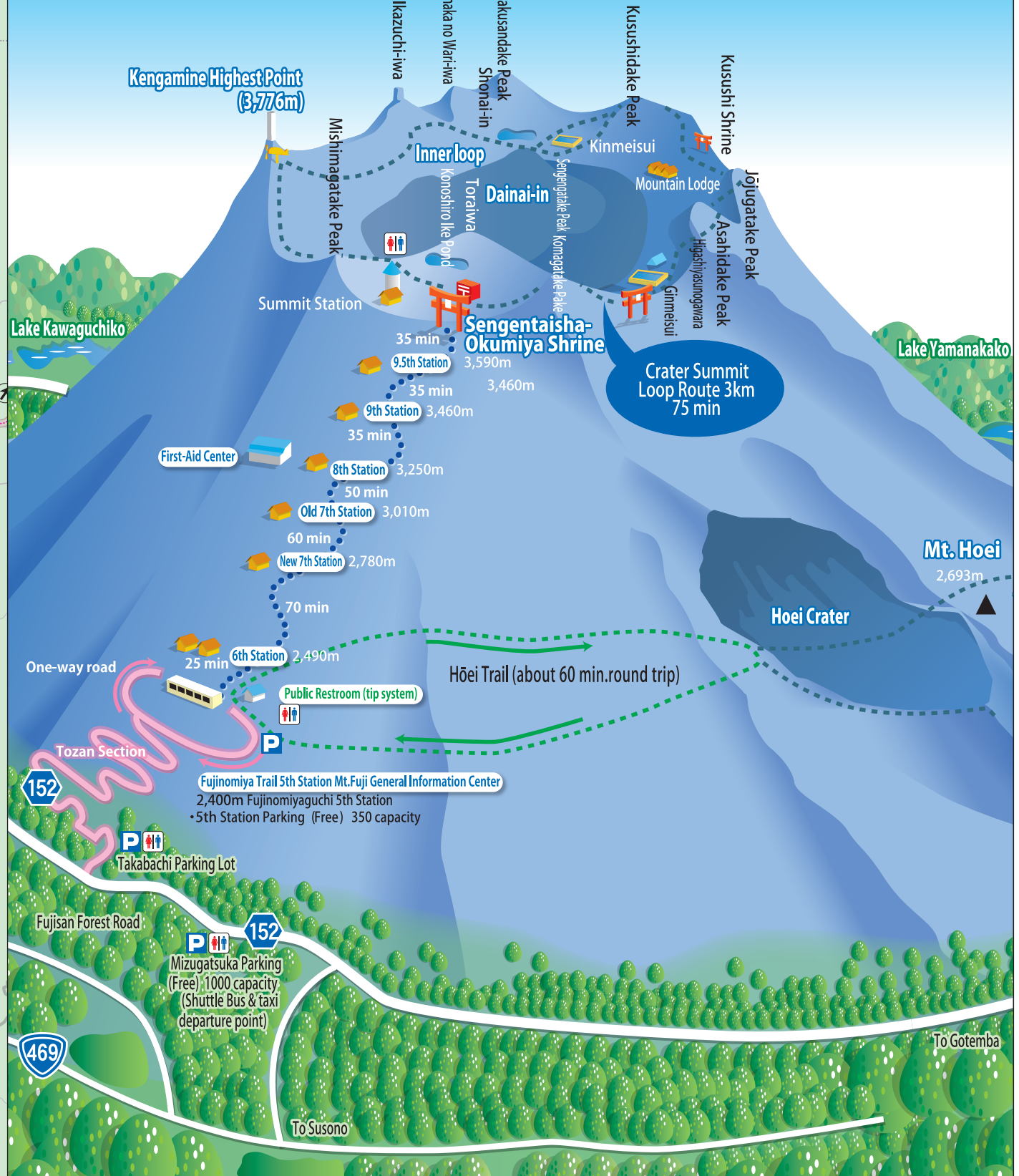
- Fujinomiya Tourist Association
Web : <http://fujinomiya.gr.jp/en/>

- Mt. Fuji West Side Story(Excursion Bus)
Web : <http://www.fujisan-westsidestory.jp/en/index.html>





Mt.Fuji Fujinomiya Trail The Shortest Way to the Summit





How to Be a Good Mt. Fuji Climber

※ Check Official Web Site before Climbing Mt. Fuji for Safety

Mt. Fuji is a charming mountain but should not be taken lightly. Please gather ample information prior to climbing.

Web : <http://www.fujisan-climb.jp/en/basic/index.html>



※ Avoid Bullet Climbing

"Bullet Climbing" - Climbing without rest can significantly increase chances of injury or illness. Overnight rest during your climb is advised.

※ Pay Close Attention to Mountain Signage

Mt. Fuji has 4 different ascending trails (Fujinomiya-trail, Gotemba-trail, Subashiri-trail, and Yoshida-trail). Signs for each trail are distinguished by separate colors that can be found at each 5th station starting point. For your safety, and to prevent entering the bulldozer road, always follow the ropes.

※ Be Careful of the Falling Rocks

Mt. Fuji lava rocks are unstable and fall easily. If this occurs, as loudly as you can, please be sure to let others know in order to avoid injury.

※ Take Only Good Memories, Leave Only Footprints

Please take your trash with you when you leave. Graffiti and/or the removal of rocks and vegetation is strictly prohibited. Help us keep Mt. Fuji clean for future generations.

※ Keep the Toilets and Other Public Facilities Clean

Eco-friendly toilets have been set up along the trails which use sawdust, oyster shells etc to help break down human waste. This system is an amazingly effective way to reduce sewage disposal, prevents direct discharge into the environment and eliminates the smell. Preserving Mt. Fuji for all to enjoy is a challenge and your help and support of our eco-friendly systems is greatly appreciated.

※ Be Considerate of Others!!

As a general rule climbers descending the mountain are expected to give way to climbers that are ascending the mountain.

※ Shhhhh.....

Let's Be Quiet in and around Huts

Climbers may be sleeping in the huts at anytime of the day. Please be respectful of others, enjoy the experience and climb safely.

※ Fuji-Hakone-Izu National Park Acts

The following acts are prohibited by law in the designated area.

- Disturbing animals and plants
- Removing lava and rocks from area
- Pitching a tent / making a fire
- Releasing pets, etc.
- Sowing seeds or planting seedlings



※ Necessary Equipment

- Confirm necessary equipment for the summer season climbing before departure. The risks involved with climbing Mt. Fuji should not be underestimated or taken lightly - insufficient preparation is dangerous and may result in injuries or accidents.
- Please make sure to bring helmet, dust mask and goggles in case of sudden eruption. Helmet protects your head from rock fall and falling down. Mask and goggles or sunglasses are also useful when you go down a mountain on dusty road.

- ☐ Hat (guard against sunlight)
- ☐ Outfit for cold weather
- ☐ Outer wear (fleece jacket, sweater)
- ☐ Gloves (guard against injury, cold)
- ☐ Shoes with strong sole (climbing shoes, hiking boots)
- ☐ Water (1-2L)
- ☐ Rain wear (jacket and pants)
- ☐ Backpack
- ☐ Garbage bag
- ☐ Light food (snack)
- ☐ Underwear (quick-drying)
- ☐ Bag for your baggage guard against rain
- ☐ Towel
- ☐ Tissue paper
- ☐ Sunblock
- ☐ Medicine (for emergency)
- ☐ Compass (to confirm direction)
- ☐ Mt. climbing map
- ☐ Helmet (guard against rock fall and falling down)
- ☐ Mask and goggles (guard against dusty road)
- ☐ Head lamp (for delayed schedule)
- ☐ ¥100 Coins to tip for toilet
- ☐ Cash (credit card is not accepted at mountain hut. Only Cash for paying accommodation fee at mountain hut, or for buying food and drink)
- ☐ Mobile phone (for emergency communication)
- ☐ Spare battery for mobile phone (battery may be running out fast as signal is weak at some place)

*Rental gear is available - please check the following websites.

yamarent
Web: <https://www.yamarent.com/en?language=en>

Soranoshita
Web: <http://www.soranoshita.net/en/>



Mt. Fuji Information

UNESCO World Heritage Fujisan

Fujisan, sacred place and source of artistic inspiration

People have feared and revered Fujisan, which has erupted repeatedly, as the mountain in which the gods resided. Fujisan and its beautiful form also have been featured in many artistic works such as poems and paintings.

Because of its cultural value as an object of worship and a source of artistic inspiration, Fujisan was inscribed upon the World Heritage List on June 26th 2013 as a common treasure which deserves protection for the benefit of all humanity.

Source: Reprint from the signboard of UNESCO World Heritage Fujisan



Goraiko

Enjoy the beautiful sunrise from new 7th station Goraikou-Sanso and higher around 4:30AM.



Kage-Fuji

Shadow of Mt. Fuji can be seen on the foot of the mountain at sunrise or sunset.



Ohachi-meguri

Challenge 3km-walk around the highest summit of Japan. Course time: 1.5-2hrs.



Hiei Crater Trail

Can't make it to the Summit? Visiting out of Season?

Easily accessible from 5th station Hiei Crater is Mt. Fuji's largest and 'youngest' crater. With clear weather you can get magnificent views of the Pacific Ocean from the trail and discover a side of the mountain, that will surprise you.

Route Guide (see map above): Depart 5th sta. and follow trail via 6th sta. to the crater. After exploring the main crater area, walk down along the ridge line of the 2nd crater. At the bottom take a sharp right and continue into the forest route to the east side of 5th sta. Be careful of the signs and stay on the trail.

Where to Visit around Mt. Fuji

Fujisan Hongu Sengentaisha Shrine

Mt. Fuji is worshiped as the main god of this shrine, which is the head shrine of over 1300 Sengen shrines throughout Japan. Before climbing Mt. Fuji, people used to purify themselves at Wakutama pond in this shrine.

Opening hours:

5:00AM - 8:00PM April-September

5:30AM - 7:30PM March and October

6:00AM - 7:00PM November-February

Access: 10 minutes' walk from Fujinomiya station



Opening Period

July 10th - September 10th

Out of this period, most of huts and toilets are closed except for some huts.

Vehicle Regulations to the Fujinomiya trail 5th station

The Fujinomiya 5th station is not accessible by car during the Opening Period. If you are planning to drive, there is a Shuttle Bus that runs from the Mizugatsuka parking area - See "Access to Mt. Fuji"

Weather

As the weather at the mountain is quite changeable, please check the latest weather forecast.

Japan Meteorological Agency (www.jma.go.jp/jma/indexe.html)

The difference in temperature between the foot of the mountain and the summit may exceed 20°C. Temperature lowers at a rate of approximately -0.6°C per 100 m of altitude. At the summit, it gets cold enough to have snowfall even in summer. When the wind is blowing, you will feel even colder. Make sure to prepare protection against rain, wind and cold temperatures.

Mountain Huts

Reservation is required to stay at all mountain huts.

Please check the operating hours as some mountain huts are not open 24 hours. Some mountain huts do not accept climbers who arrive at night. For payment, they accept cash only.

Mt. Fuji General Information Center (5th station)

Climbing and tourism information is available here. This center is also a temporary police box in case of trouble.

Operation period :

July 10th - September 10th

TEL : 090-2182-2239



Mt. Fuji First-aid Center (8th station)

Doctors provide climbers emergency treatment for sudden illness or injury.



Post Office (Summit)

Operation period:

Beginning of July - End of August

Why don't you send a postcard from the highest place of Japan?



Sengentaisha-Okumiya Shrine (Summit)

The entrance of the shrine is actually at 8th station. From the 8th station to the summit is this shrine's property. If you have a wooden stick "Kongo-Tsue," they provide the special red ink seal here. Holding a wedding ceremony is also available. (Reservation required)



Mt. Fuji World Heritage Centre, Shizuoka

Stunning exhibition center in the heart of Fujinomiya. After completing a circuit of the virtual mountain climbing experience here, you will feel as though you have climbed the mountain itself.

Opening hours : 9:00AM - 5:00PM (Until 6:00PM in July & August)

Closed : Third Tuesdays (Following day if Third Tuesday is a holiday)

Admission fee : Individual...300 yen

Group...200 yen (Reservation required over 20 or more persons)

Access : 10 minutes' walk from Fujinomiya station

